

# 76 AD

FENÊTRES ET PORTES

5 chambres	2 joints	1.2 $U_f$	1.25 $U_w$
---------------	-------------	--------------	---------------

TROCAL®

➤ Trocal 76 AD



➤ Trocal 76 AD Portes



➤ Trocal 76 AD Aluclip



Ventilation MSL-OS  
5 degrés de réglage

\*disponible dans les coloris RAL

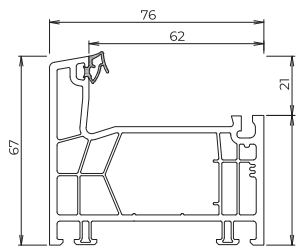
\* Valeur  $U_w$  avec bords chauds. Ces valeurs servent de référence et sont données pour une fenêtre de dimensions 1230 x 1480 mm.

# SPÉCIFICATIONS TECHNIQUES

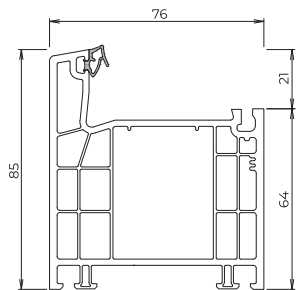
## TROCAL 76 AD



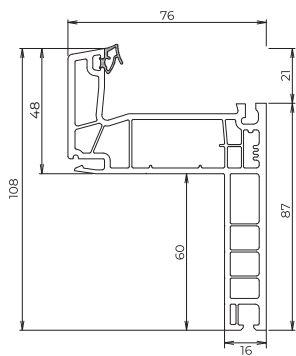
### Dormants



76101

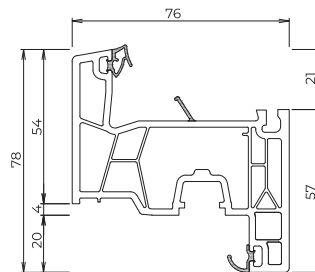


76102

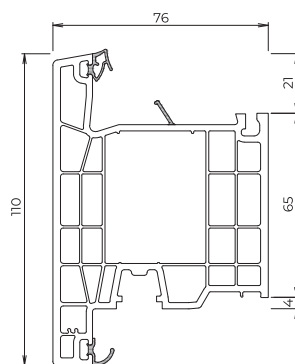


76104

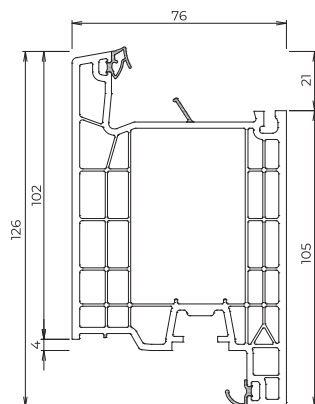
### Ouvrants



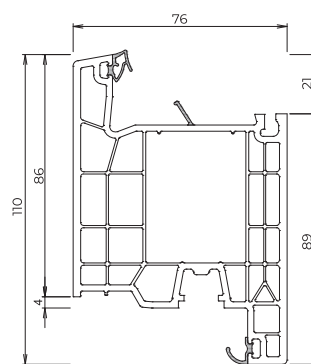
76201



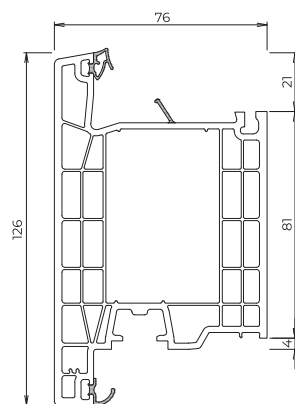
76204



76206

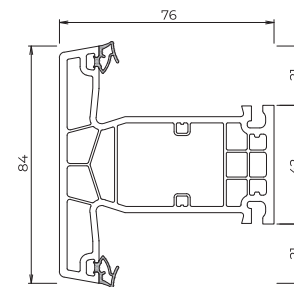


76205

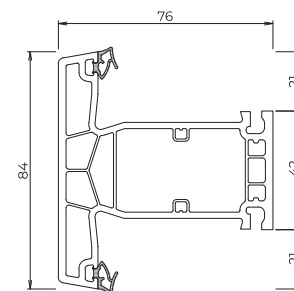


76207

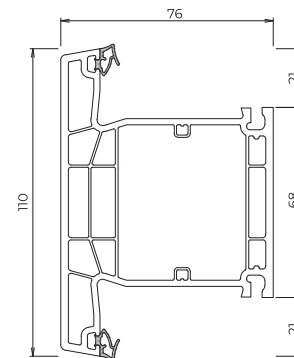
### Meneaux / traverses



76301

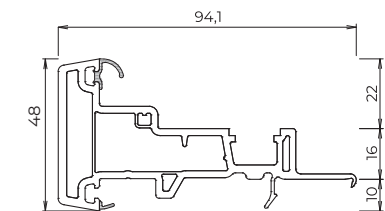


76302

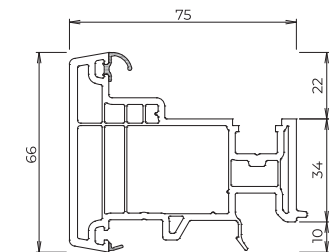


76303

### Meneaux mobiles

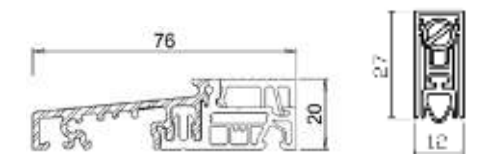


76401




76402

### Seuils aluminium



A076

KALTEFEIN



A077

# SYSTÈMES MD

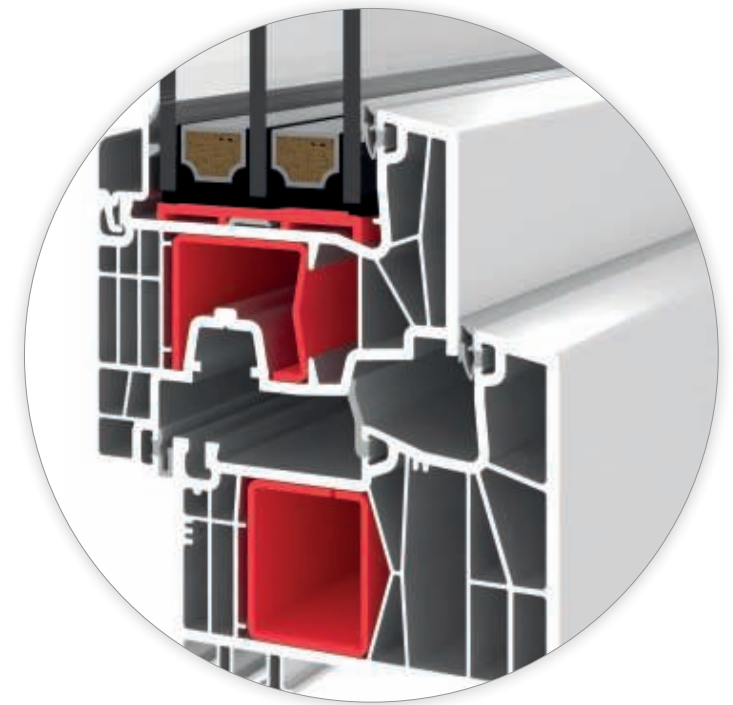
## TRIPLE JOINTS

TROCAL®

### Plus de chaleur dans votre maison.

Cette gamme innovante de fenêtres et de portes-fenêtre se distingue par son efficacité énergétique. Cet investissement rentable permet de réaliser d'importantes économies d'énergie. Par ailleurs, cette gamme allie technologie moderne et profilés de forme classique.

- Produit de qualité supérieure - PVC de haute qualité.
- Large gamme d'options de vitrage — de 24 à 56 millimètres, simple ou double vitrage.
- Possibilité d'utiliser tout type de vitrage avec coefficients d'isolation thermique élevés.
- Quincaillerie Winkhaus — sécurité et fonctionnalité garanties.



greenline 

# 76 MD

## FENÊTRES ET PORTES

6  
chambres

3  
joints

1.1  
 $U_f$

1.2  
 $U_w$

TROCAL®

➤ Trocal 76 MD



➤ Trocal 76 MD  
Rénovation



➤ Trocal 76 MD Aluclip



Ventilation MSL-OS  
5 degrés de réglage

*\*disponible dans les coloris RAL*

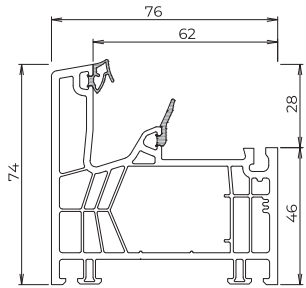
*\* Valeur  $U_w$  avec bords chauds. Ces valeurs servent de référence et sont données pour une fenêtre de dimensions 1230 x 1480 mm.*

# SPÉCIFICATIONS TECHNIQUES

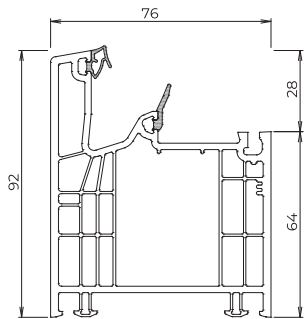
## TROCAL 76 MD



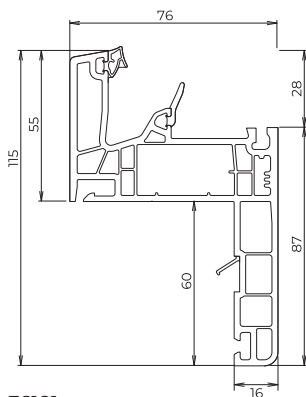
### Dormants



76171

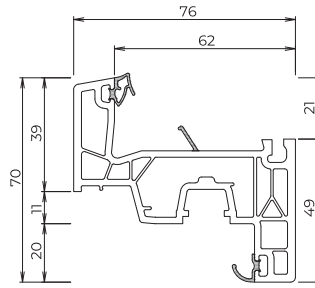


76172

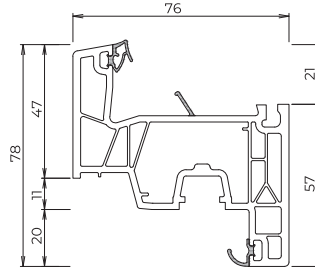


76181

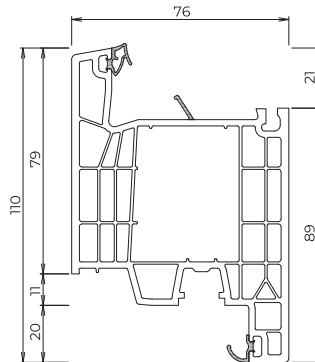
### Ouvrants



76270

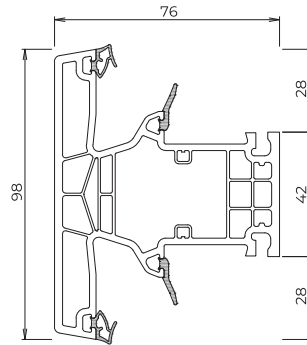


76271

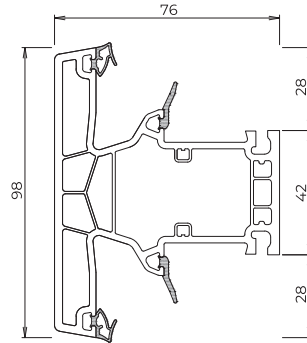


76272

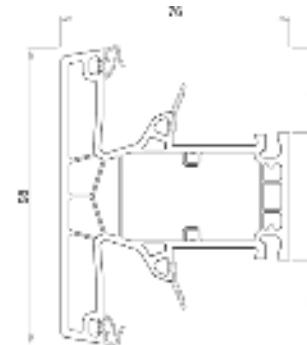
### Meneaux / traverses



76371

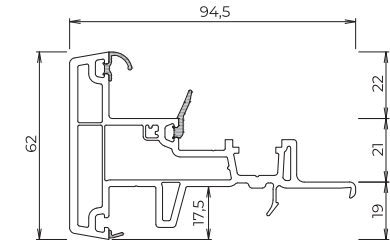


76372

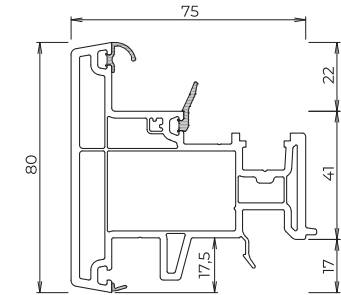


76372

### Meneaux mobiles

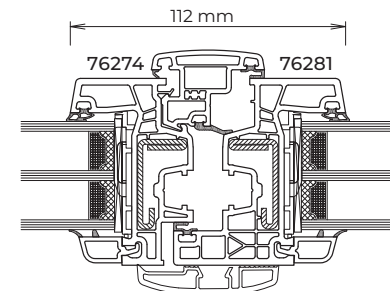


76471



76472

### Coupe poignée centrée

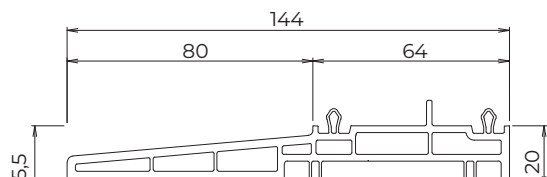


# SPÉCIFICATIONS TECHNIQUES

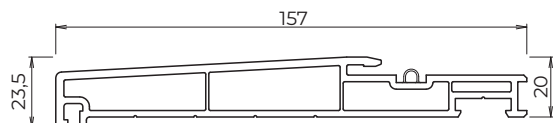
## TROCAL 76 AD ET MD



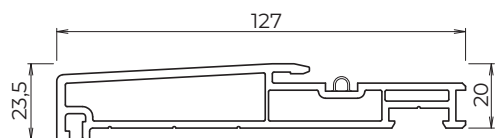
### ▀ Pièces d'appui



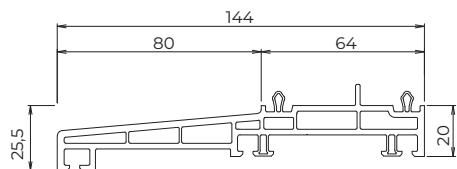
76758



6137

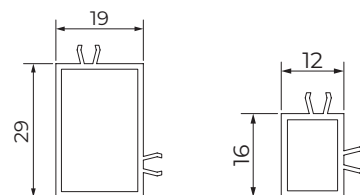


6136



76758

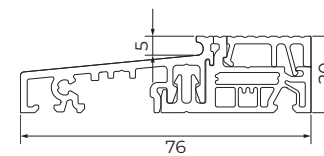
### ▀ Compensateur de feuillure



6143

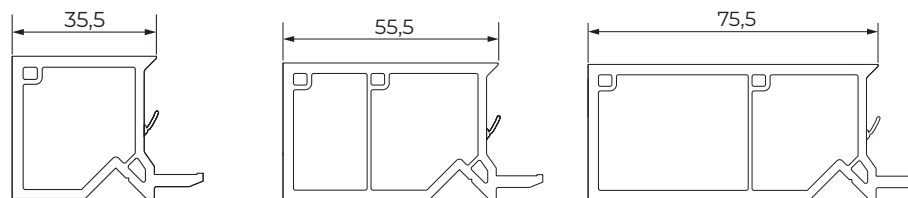
6144

### ▀ Coupe seuil aluminium



A076

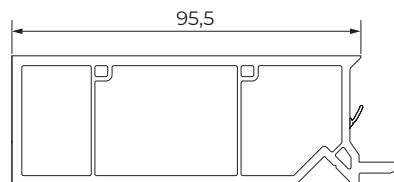
### ▀ Tapées



6139

6140

6141



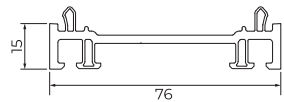
6142

# SPÉCIFICATIONS TECHNIQUES

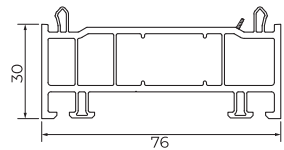
## TROCAL 76 AD/MD



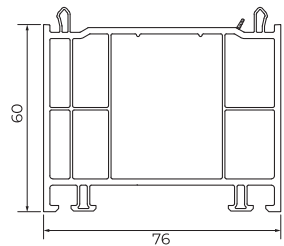
### Élargisseurs



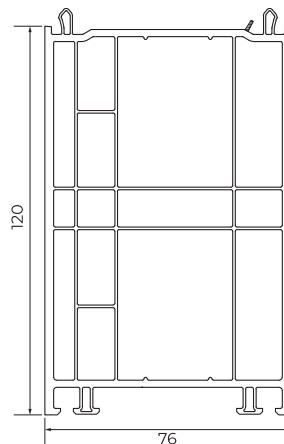
76700



76701

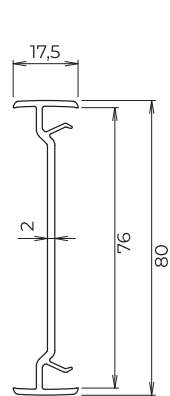


76702

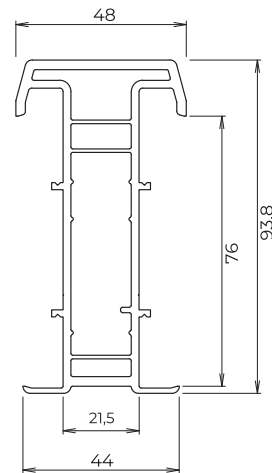


76703

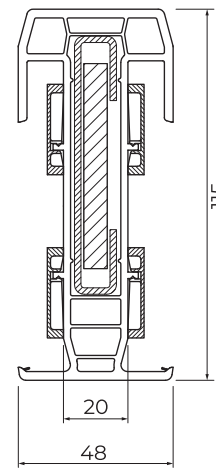
### Profilés de jonction



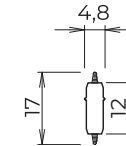
76604



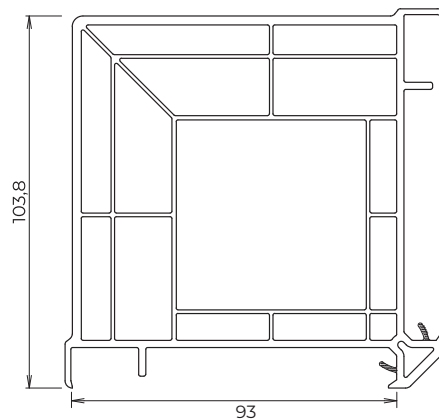
76605



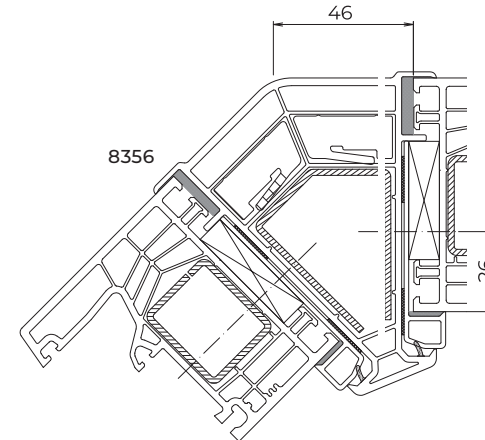
76608



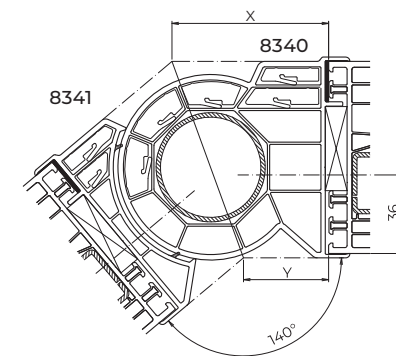
76606



8355















































8356



8341

# COULEURS PVC

					
<b>Golden Oak (32)</b> 9.2178.301	<b>Nussbaum (52)</b> 9.2178.307	<b>Sapeli (24)</b> 9.2065.321	<b>Anthrazitgrau (16)</b> 02.20.71.000001	<b>Winchester XA (WI)</b> 4.0175.005	<b>Anthrazitgrau Ulti Matt (UD)</b> 02.20.71.000001
					
<b>Anthrazitgrau Glatt (AG)</b> 02.20.71.000001	<b>Grau (21)</b> 02.20.71.000007	<b>Eiche Dunkel FL-F1 (34)</b> 9.2052.389	<b>Quarzgrau (GD)</b> 02.20.71.000012	<b>Lichtgrau (94)</b> 02.20.71.000011	<b>Weinrot (44)</b> 02.20.31.000002
					
<b>Achatgrau (93)</b> 02.20.71.000005	<b>Umbragrau Glatt (UG)</b> 02.11.71.000054	<b>Alux DB 703 (AL)</b> F4361014	<b>Basaltgrau (92)</b> 02.20.71.000010	<b>Weiss PX (WX)</b> 02.20.91.000001	<b>Bergkiefer (38)</b> 9.3069.341
					
<b>Betongrau (GE)</b> 02.20.71.000019	<b>Black Cherry (90)</b> 9.3202.301	<b>Black Ulti Matt (US)</b> 02.20.01.000002	<b>Braunmaron (31)</b> 02.11.81.000120	<b>Stahlblau (88)</b> 02.20.51.000001	<b>Cremeweiss PX (CQ)</b> 02.20.11.000001
					
<b>Dunkelgrün (58)</b> 02.20.61.000001	<b>Signalgrau Glatt (50)</b> 02.20.71.000009	<b>Eiche Dunkel (15)</b> 9.2140.305	<b>Eiche Rustikal (37)</b> 9.3149.308	<b>Irish Oak (10)</b> 9.3211.305	<b>Strefen-douglasie (76)</b> 9.3152.309
					
<b>Metbrush Anthrazitgrau (MT)</b> F4361006	<b>Metbrush Platin (MP)</b> F4361004	<b>Metbrush Quarzgrau (MQ)</b> F4361005	<b>Metbrush Silver (AR)</b> F4361002	<b>Mooreiche (78)</b> 9.3167.004	<b>Moosgrün (53)</b> 02.20.61.000002
					
<b>Oregon-4 (39)</b> 9.1192.301	<b>Quarzgrau SFTN Matt (QB)</b> F4366047	<b>Rustic Cherry (RC)</b> 9.3214.307	<b>Schiefergrau Glatt (SG)</b> 02.20.71.000008	<b>Schokobraun (27)</b> 02.20.81.000018	<b>Schwarzbraun (80)</b> 02.20.81.000010
					
<b>Schwarzgrau SFTN Matt (SM)</b> F4366023	<b>Woodec Turner Oak Malt**</b> F470-3001				

\* Les couleurs des échantillons peuvent légèrement différer du produit fini.